



Location: ACL1 - City Hall

Report on 24-hour TSP monitoring

Action Level ($\mu\text{g}/\text{m}^3$) - 163

Limit Level ($\mu\text{g}/\text{m}^3$) - 260

Date	Sampling Time	Weather Condition	Filter paper no.	Filter Weight, g		Elapse Time, hr		Sampling Time, hr	Flow Rate, m^3/min			Total Volume, m^3	TSP Level, $\mu\text{g}/\text{m}^3$
				Initial	Final	Initial	Final		Initial, Q_{si}	Final, Q_{sf}	Average		
04-Sep-18	14:08	Cloudy	26724	2.6724	2.7053	4310.38	4334.38	24.00	0.71	0.71	0.71	1026	32.1
07-Sep-18	8:00	Cloudy	27345	2.6971	2.7867	4334.38	4358.38	24.00	0.71	0.72	0.72	1031	86.9
13-Sep-18	8:00	Cloudy	27288	2.6476	2.6956	4361.38	4385.38	24.00	0.72	0.72	0.72	1031	46.5
20-Sep-18	16:25	Cloudy	27529	2.6598	2.7241	4391.36	4415.36	24.00	0.72	0.72	0.72	1032	62.3
24-Sep-18	8:00	Rainy	27547	2.6693	2.7040	4415.36	4439.36	24.00	0.72	0.72	0.72	1036	33.5
29-Sep-18	8:00	Fine	27423	2.6478	2.7445	4442.36	4466.36	24.00	0.88	0.88	0.88	1264	76.5

Remarks: Due to the operational needs of an event in the Memorial Garden, the 24 hr TSP monitoring was rescheduled from 1 September 2018 to 4 September 2018.

Due to interruption of electricity, the 24hr TSP was rescheduled from 19 September 2018 to 20 September 2018.

Report on 1-hour TSP monitoring

Action Level ($\mu\text{g}/\text{m}^3$) - 460

Limit Level ($\mu\text{g}/\text{m}^3$) - 500

Date	Sampling Time	Weather Condition	Filter paper no.	Filter Weight, g		Elapse Time, hr		Sampling Time, hr	Flow Rate, m^3/min			Total Volume, m^3	TSP Level, $\mu\text{g}/\text{m}^3$
				Initial	Final	Initial	Final		Initial, Q_{si}	Final, Q_{sf}	Average		
04-Sep-18	9:09	Cloudy	27215	2.6708	2.6734	4307.35	4308.35	1.00	0.71	0.71	0.71	43	60.7
04-Sep-18	10:05	Cloudy	27210	2.6824	2.6835	4308.35	4309.35	1.00	0.71	0.71	0.71	43	25.7
04-Sep-18	13:00	Cloudy	27209	2.6841	2.6851	4309.35	4310.35	1.00	0.71	0.71	0.71	43	23.4
08-Sep-18	9:45	Rainy	27325	2.6938	2.6963	4358.38	4359.38	1.00	0.72	0.72	0.72	43	58.0
08-Sep-18	10:55	Rainy	27183	2.6721	2.6756	4359.38	4360.38	1.00	0.72	0.72	0.72	43	81.2
08-Sep-18	13:00	Rainy	27320	2.6389	2.6429	4360.38	4361.38	1.00	0.72	0.72	0.72	43	92.7
14-Sep-18	9:00	Cloudy	27312	2.6425	2.6448	4385.38	4386.38	1.00	0.72	0.72	0.72	43	53.6
14-Sep-18	10:11	Cloudy	26910	2.6804	2.6837	4386.38	4387.38	1.00	0.72	0.72	0.72	43	76.9
14-Sep-18	13:00	Cloudy	26907	2.6592	2.6630	4387.38	4388.38	1.00	0.72	0.72	0.72	43	88.5
20-Sep-18	10:01	Cloudy	27429	2.6548	2.6595	4388.36	4389.36	1.00	0.78	0.78	0.78	47	100.8
20-Sep-18	13:00	Cloudy	27212	2.6683	2.6734	4389.36	4390.36	1.00	0.78	0.78	0.78	47	109.3
20-Sep-18	14:30	Cloudy	27202	2.6682	2.6725	4390.36	4391.36	1.00	0.78	0.78	0.78	47	92.2
26-Sep-18	8:49	Rainy	27588	2.6297	2.6325	4439.36	4440.36	1.00	0.72	0.72	0.72	43	64.9
26-Sep-18	10:05	Rainy	26911	2.6623	2.6659	4440.36	4441.36	1.00	0.72	0.72	0.72	43	83.4
26-Sep-18	13:00	Rainy	27426	2.6464	2.6514	4441.36	4442.36	1.00	0.72	0.72	0.72	43	115.8
02-Oct-18	8:30	Fine	27572	2.6562	2.6632	4466.36	4467.36	1.00	0.88	0.88	0.88	53	132.3
02-Oct-18	9:44	Fine	27671	2.6922	2.6977	4467.36	4468.36	1.00	0.88	0.88	0.88	53	104.0
02-Oct-18	10:47	Fine	27607	2.6555	2.6607	4468.36	4469.36	1.00	0.88	0.88	0.88	53	98.3

Remarks: Due to the operational needs of an event in the Memorial Garden, the 1 hr TSP monitoring was rescheduled from 3 September 2018 to 4 September 2018.



Location: ACL2a - Contractor HK/2012/08 Site office

Report on 24-hour TSP monitoring
Action Level ($\mu\text{g}/\text{m}^3$) - 187.3
Limit Level ($\mu\text{g}/\text{m}^3$) - 260

Date	Sampling Time	Weather Condition	Filter paper no.	Filter Weight, g		Elapse Time, hr		Sampling Time, hr	Flow Rate, m^3/min			Total Volume, m^3	TSP Level, $\mu\text{g}/\text{m}^3$
				Initial	Final	Initial	Final		Initial, Q_{si}	Final, Q_{sf}	Average		
01-Sep-18	8:00	Cloudy	27177	2.6886	2.7210	9507.56	9531.56	24.00	1.09	1.09	1.09	1567	20.7
07-Sep-18	8:00	Cloudy	27208	2.6772	2.7390	9534.56	9558.56	24.00	1.08	1.09	1.09	1564	39.5
13-Sep-18	8:00	Cloudy	27290	2.6603	2.7085	9561.56	9585.56	24.00	1.09	1.09	1.09	1564	30.8
20-Sep-18	14:10	Cloudy	27533	2.6535	2.7126	9591.91	9615.91	24.00	1.09	1.09	1.09	1565	37.8
24-Sep-18	8:00	Rainy	27022	2.6946	2.7287	9615.91	9639.91	24.00	1.09	1.09	1.09	1569	21.7
29-Sep-18	8:00	Fine	27570	2.6538	2.7430	9642.91	9666.91	24.00	1.08	1.08	1.08	1556	57.3

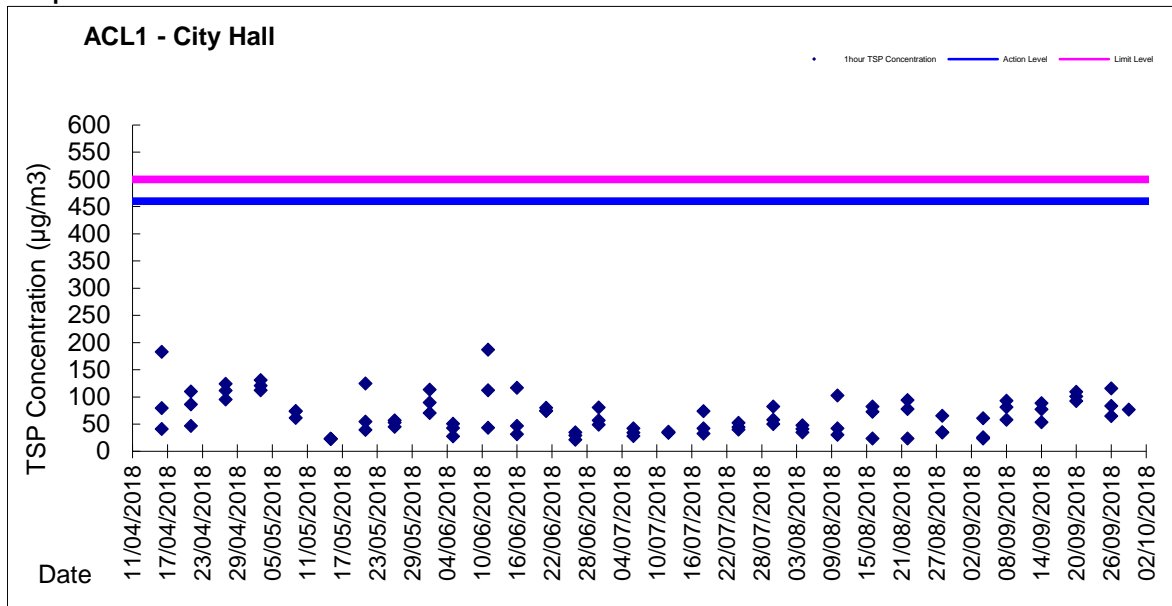
Remarks: Due to interruption of electricity, the 24hr TSP was rescheduled from 19 September 2018 to 20 September 2018.

Report on 1-hour TSP monitoring
Action Level ($\mu\text{g}/\text{m}^3$) - 300.1
Limit Level ($\mu\text{g}/\text{m}^3$) - 500

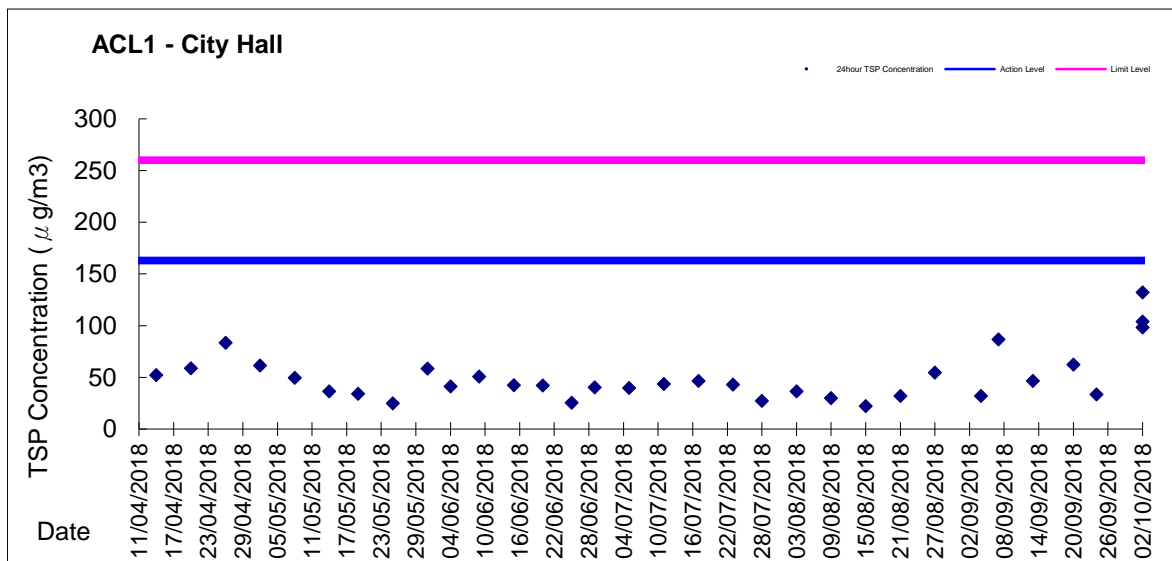
Date	Sampling Time	Weather Condition	Filter paper no.	Filter Weight, g		Elapse Time, hr		Sampling Time, hr	Flow Rate, m^3/min			Total Volume, m^3	TSP Level, $\mu\text{g}/\text{m}^3$
				Initial	Final	Initial	Final		Initial, Q_{si}	Final, Q_{sf}	Average		
03-Sep-18	8:05	Cloudy	27179	2.6832	2.6860	9531.56	9532.56	1.00	1.09	1.09	1.09	65	43.0
03-Sep-18	11:00	Cloudy	27236	2.6382	2.6392	9532.56	9533.56	1.00	1.09	1.09	1.09	65	15.3
03-Sep-18	13:00	Cloudy	27218	2.6946	2.6956	9533.56	9534.56	1.00	1.09	1.09	1.09	65	15.3
08-Sep-18	13:00	Rainy	27319	2.6481	2.6515	9558.56	9559.56	1.00	1.09	1.09	1.09	65	52.0
08-Sep-18	14:15	Rainy	27317	2.6459	2.6474	9559.56	9560.56	1.00	1.09	1.09	1.09	65	23.0
08-Sep-18	15:34	Rainy	27292	2.6520	2.6567	9560.56	9561.56	1.00	1.09	1.09	1.09	65	72.0
14-Sep-18	8:25	Cloudy	27461	2.6388	2.6466	9585.56	9586.56	1.00	1.09	1.09	1.09	65	119.8
14-Sep-18	9:50	Cloudy	27455	2.6463	2.6499	9586.56	9587.56	1.00	1.09	1.09	1.09	65	55.3
14-Sep-18	10:52	Cloudy	27449	2.6622	2.6799	9587.56	9588.56	1.00	1.09	1.09	1.09	65	271.8
20-Sep-18	8:25	Cloudy	27521	2.6538	2.6608	9588.91	9589.91	1.00	1.09	1.09	1.09	65	107.4
20-Sep-18	9:45	Cloudy	27418	2.6803	2.6840	9589.91	9590.91	1.00	1.09	1.09	1.09	65	56.8
20-Sep-18	13:00	Cloudy	27435	2.6560	2.6612	9590.91	9591.91	1.00	1.09	1.09	1.09	65	79.8
26-Sep-18	8:30	Rainy	27445	2.6591	2.6614	9639.91	9640.91	1.00	1.09	1.09	1.09	65	35.2
26-Sep-18	10:10	Rainy	27584	2.6672	2.6705	9640.91	9641.91	1.00	1.09	1.09	1.09	65	50.5
26-Sep-18	15:30	Rainy	27568	2.6653	2.6708	9641.91	9642.91	1.00	1.09	1.09	1.09	65	84.2
02-Oct-18	8:25	Fine	27655	2.6678	2.6713	9666.91	9667.91	1.00	1.08	1.08	1.08	65	53.9
02-Oct-18	10:10	Fine	27649	2.6882	2.6923	9667.91	9668.91	1.00	1.08	1.08	1.08	65	63.1
02-Oct-18	13:00	Fine	27644	2.6857	2.6910	9668.91	9669.91	1.00	1.08	1.08	1.08	65	81.5



Graphic Presentation of 1 hour TSP Result

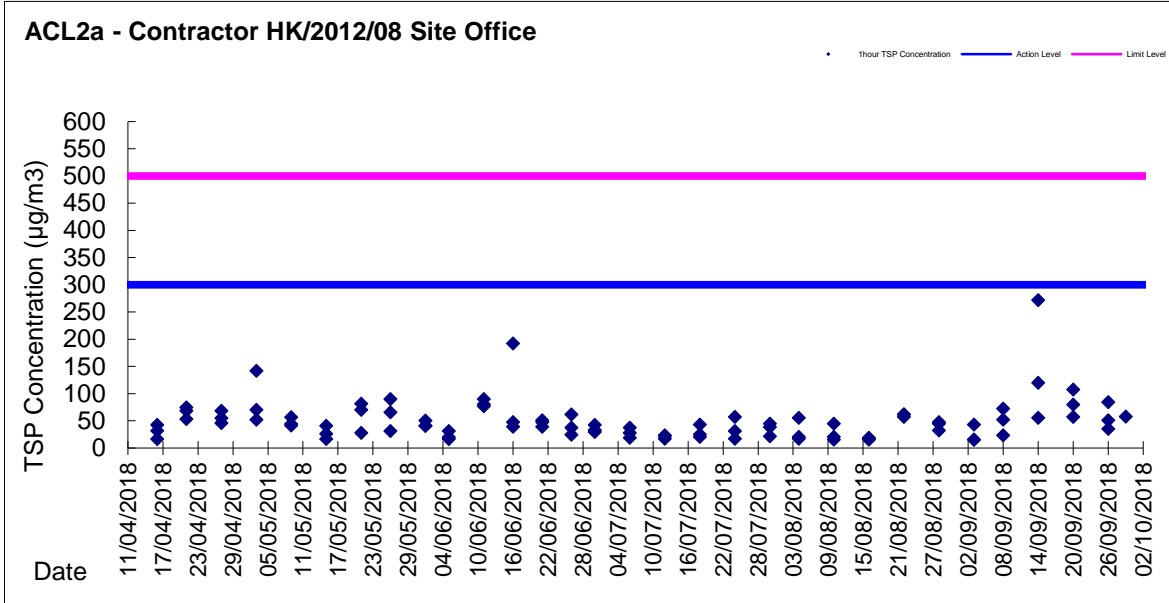


Graphic Presentation of 24 hour TSP Result





Graphic Presentation of 1 hour TSP Result



Graphic Presentation of 24 hour TSP Result

